

# EMPTY CONTAINER HANDLER G-CLASS



# SANY

# EASY TO HANDLE.

## QUALITY CHANGES THE WORLD

SANY container handlers feature a full-electric controlled diesel engine that truly optimises performance and economy. The high-torque Volvo diesel engine guarantees quick, smooth operation. Throttle control technology provides efficient and responsive acceleration and avoids unnecessary loading in low speeds, to optimize engine durability. The advanced Hydraulic Load-sensing Technology automatically detects load weight and delivers the exact power accordingly. SANY empty-container handlers are designed with the operator in mind and delivers comfort, machine durability and maximum productivity. Smart cab design puts the operator at its heart, with streamline shape and open view. An advanced control system, sound and light alarm device for malfunction, GPS remote monitoring system, real-time monitoring with an intuitive, ergonomic layout provide excellent operator comfort and control.

## SANY VALUE PLUS 06


Excellent Performance Excellent Support.

## GERMAN ENGINEERING 07

Melting pot of European expertise.







**OPTIMIZED CABIN 04 | 05**  
Premium comes as standard.

**SPECIFICATIONS 08 | 09**  
Single box SDCY80K /SDCY100K

**SPECIFICATIONS 10 | 11**  
Double box SDCY100K



# PLACE TO BE

**PREMIUM COMES AS A STANDARD**

## **EASY MAINTENANCE**

All regular maintenance points are easy to reach. The engine and hydraulic system are located in the front of the chassis and just one cover away.



## **ACCESS STAIRS ON BOTH SIDES**

The cabin can be approached from both sides as the standard design includes stairs on each side of the machine.




## **ELEVATED CABIN**

The cabin position allows the driver a comfortable view on all conditions. Sitting more than 3 meters above the ground the operator has a better control and visibility during the stacking operation.



## **STATIC AND DYNAMIC STABILITY SYSTEM**

The highest safe working conditions are ensured through the software designed and developed in Germany. It limits speed, tilting angle and inhibits machine functions according to the real machine situation.



## **CABIN**

The operator's cabin is designed to facilitate the driver's natural range of movement. Frameless windows provide the operator with an unsurpassed and unrestricted view around his working environment. The container movements are completely controlled by an ergonomic joystick that can be programmed to individual requirements. A large screen provides necessary information on fluid levels, speed, rpm, gear, mast angle, etc during operation. By an easy navigation panel further informa-





## HEAD UP DISPLAY

Part of the comfortable cabin is the head up display that shows the operator all main parameters about the spreader status and parameters. The driver doesn't have to leave the containers out of sight for a second through the head up display set-up and is in full control of the containers at all times.



## CANBUS JOYSTICK

The Empty Container Handlers are equipped with a fully redundant Can Bus control system. The joystick is included within this system and is supplied with two control units to ensure the machine can be piloted in the event of system failure. The joystick push buttons can be easily adapted by the driver to his preference through the smart display.



## SMART MACHINE INTERFACE

The control panel is equipped with a comfortably sized display that will show the operator all main parameters during operation. With an easy and intuitive navigation further technical information on the engine, hydraulics, gearbox and other main components can be accessed.



## AUTOMATIC CLIMATE CONTROL

All machines are equipped with an automatic air condition, the Empty Container Handlers are designed to operate in the toughest conditions.

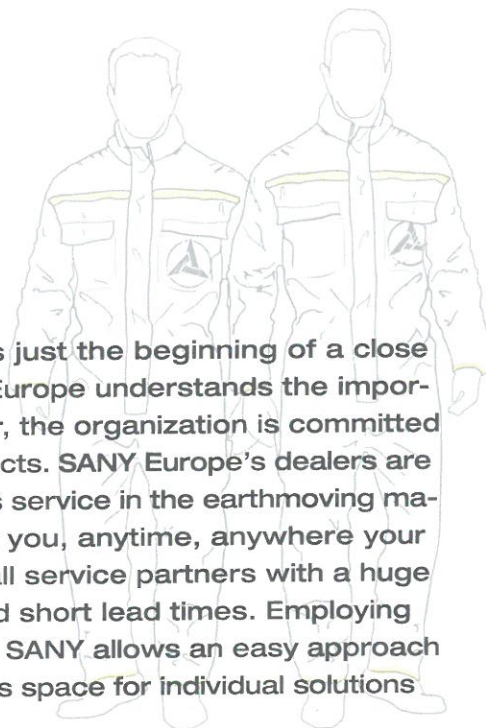
tion on the machine's functions can be accessed. The Grammer seat is fully adjustable and available with air suspension. Also the steering wheel can be adjusted through a double joint column system, so the operator can find one of any number of positions for complete comfort. The whole set up of the cabin is designed to improve the operator's performance, increase the efficiency of the machine's operation whilst ensuring safety at all times.





# EXCELLENT PERFORMANCE. EXCELLENT SUPPORT.


The purchase of your SANY Empty Container Handler is just the beginning of a close relationship with SANY and its authorized dealers. SANY Europe understands the importance of an excellent After Sales Support to the customer, the organization is committed to minimize down-time and maximize the value of the products. SANY Europe's dealers are carefully selected and trained to provide the best Aftersales service in the earthmoving machinery sector. Their service teams are there to support you, anytime, anywhere your SANY equipment is working. SANY Europe is backing up all service partners with a huge parts inventory in Germany, ensuring parts availability and short lead times. Employing most modern communication and administration systems, SANY allows an easy approach to address any request our customers have. SANY provides space for individual solutions and strives to grow with its customers' businesses.



## YOUR VALUE IS OUR COMMITMENT.

### VALUE PLUS

SANY offers customized services and products to fulfill highest demands. We understand value as our commitment to you which we aim to reflect in everything we do.



- European R&D
- First Class After Sales Support
- Best return on investment
- Fast and customized solutions
- Premium distribution network
- Selected and market proven components
- Continuous improvement and development
- Quality driven production processes
- Manufacturing expertise
- Deep Industry knowledge
- Commitment to environmentally friendly and safe solutions





## BORN IN EUROPE.

### ENGINEERING

SANY Europe Empty Container Handlers incorporate components that are tested by its engineers and proven in the market. Every part of the machine has been developed by SANY engineers who follow the process from design conception to the completion of every new machine. SANY has a strong reputation of listening to customers and delivering strong, reliable yet comfortable equipment to satisfy the most exacting customer demand.

### EUROPEAN EXPERTISE

SANY Europe represents a blend of international experience and youthful vigour. The team assembled in SANY Europe can demonstrate many years of experience in mobile port machinery in every departmental discipline – be it engineering, manufacturing, distribution and marketing.

### MANUFACTURING

The mobile port equipment production facility in SANY was built in 2011 and adopts the very latest technology and machine assembly techniques and is arguably the most modern of its type in the market today. The components are sourced from premium European brands or manufactured by SANY themselves. Consequently, customers will benefit from shorter lead times and high quality equipment.

### R&D DEPARTMENT IN GERMANY

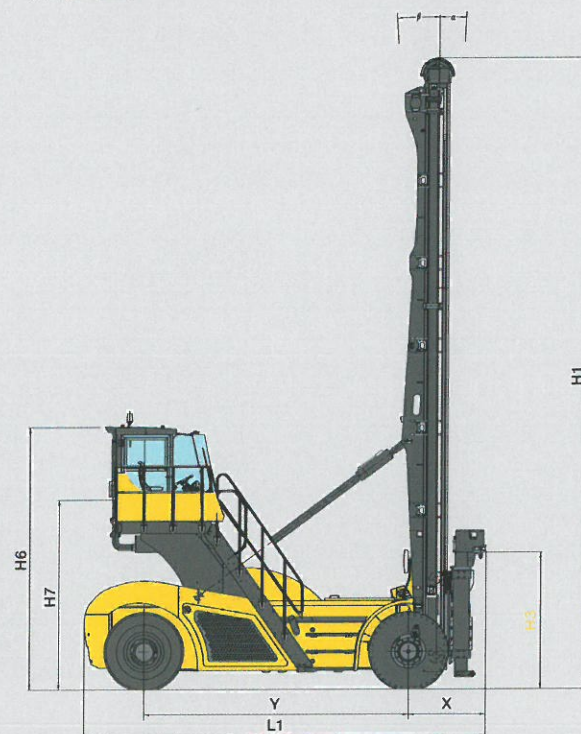
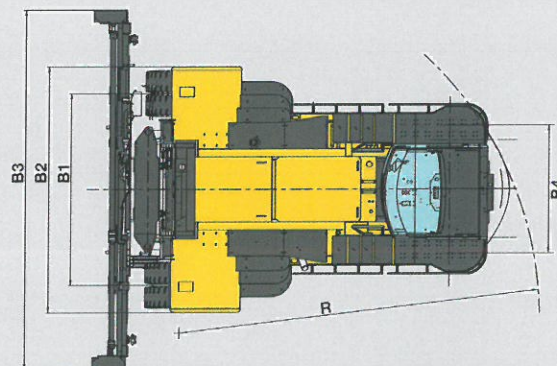
Such is SANY's commitment to continual improvement, 5-7% of the annual turnover is re-invested each year into research and development. An integral part of this is SANY Europe's dedicated prototype department where they convert ideas from paper into reality and ensure that every new development has been fully tested and validated before being introduced to the production process.



## SINGLE BOX

### MAIN COMPONENTS

Brakes	Front	Wet disc brakes
	Parking	Automatic mechanical brake disc
Engine	Type	Diesel
	Model	VOLVO TAD 871 VE
	Emission	Stage IV - Tier 4 final
	Power	185 kw - 252 hp
	rpm	2200
	Torque	1160Nm at 1200 rpm
	Cylinders	6
	Displacement	7700 cm³
Drive axle	Model	KESSLER D 81
Gearbox	Model	Dana TE 17
	Gear speeds	3/3
Spreader	Model	ELME 588
	Type	ELME 588 for single box handling with twistlocks
	Side shift	± 300
Hydraulic Pressure	Bar	220
Fluids	Hydraulic/ Brake oil	480/160 l
	Ad Blue	45l
	Fuel	380l



### TIRES & WEIGHTS



		80K6G	80K7G	100K8G
Front/rear tires		Pneumatic		
Size front tires		(4x) 12.00x24		(4x) 14.00x24
Size rear tires		(2x) 12.00x24		(2x) 14.00x24
Pressure	bar	10		
Total weight without load	kg	37600	39631	43537
Weight on axle at max. load (Front/Rear)	kg	34200/11400	36669/10962	39859/13678
Weight on axle without load (Front/Rear)	kg	22560/15040	24536/15095	25354/18183

### PERFORMANCE

Capacity	kg	8000	9000
Travel speed with/without load	km/h	27/28	
Lifting speed with/without load	mm/s	440/700	
Lowering speed with/without load	mm/s	500/500	
Max. traction force	kN	152	



# EMPTY CONTAINER HANDLER **SDCY80K/SDCY100K**



## DIMENSIONS

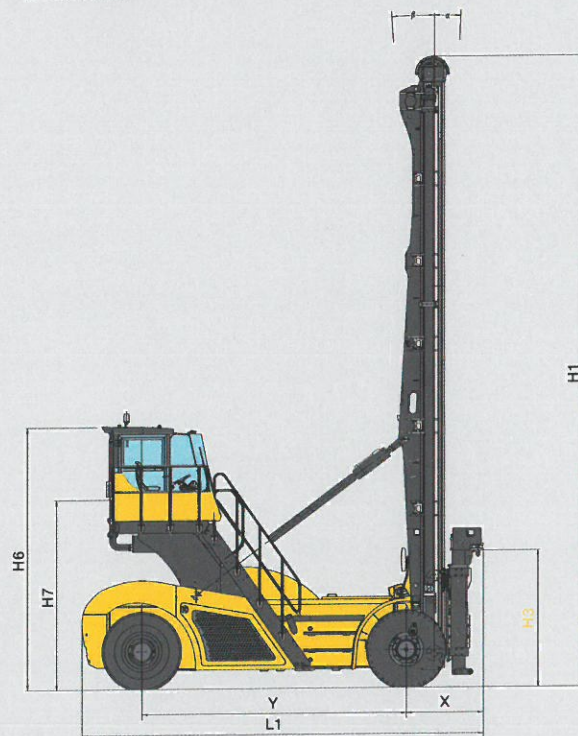
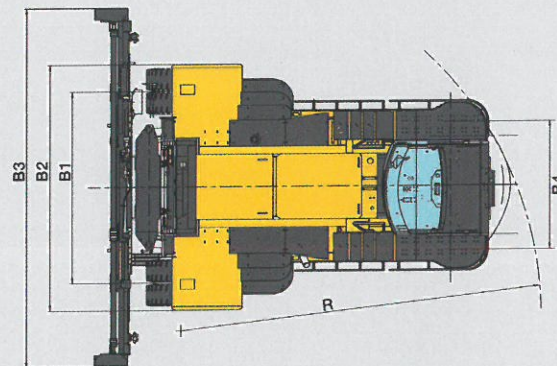
			80K6G	80K7G	100K8G
	Stacking height		6x 8'6" - 5x 9'6"	7x 8'6" - 6x 9'6"	8x 8'6" - 7x 9'6"
H1	Mast height closed		9582	10789	12571
H3	Min. height under twistlocks		2298		2351
H4	Max. lifting height		16097	18697	21297
H5	Max. mast height		16588	19188	21788
H6	Cabin height (without rotating beacon light)		4713		4766
H7	Seat height		3200		3253
X	Lost load center		1130		
	Load center	mm	1220		
Y	Wheelbase		4550		
L1	Overall Length		6900		
M1	Ground clearance		269		322
B1/B4	Wheel center Front/Rear		3300/2200		
B2	Overall width Front/Rear (chassis only)		4130/2876		
B3	Overall width		6038		
	Rear overhang (from center of steering axle to the end)		963		
R	Turning Radius (inside/outside)		355/6202		
	Aisle width 20'/40'		7788 / 10488		
α/β	Mast tilting (Forward/Reverse)	°	2/4		



## DOUBLE BOX

### MAIN COMPONENTS

Brakes	Front	Wet disc brakes
	Parking	Automatic mechanical brake disc
Engine	Type	Diesel
	Model	VOLVO TAD 871 VE
	Emission	Stage IV - Tier 4 final
	Power	185 kw - 252 hp
	rpm	2200
	Torque	1160Nm at 1200 rpm
	Cylinders	6
	Displacement	7700 cm <sup>3</sup>
Drive axle	Model	KESSLER D 81
Gearbox	Model	Dana TE 17
	Gear speeds	3/3
Spreader	Model	ELME 588* or ELME 582 or ELME 584
	Type	588 (single box) 582 (double box with twistlocks - PPS) 584 (double box with hooks and side clamps)
	Side shift	± 300
Hydraulic Pressure	Bar	220
Fluids	Hydraulic/ Brake oil	480/160 l
	Ad Blue	45l
	Fuel	380l



### TIRES & WEIGHTS

		100K6G	100K7G	100K8G
Front/rear tires		Pneumatic		
Size front tires		(4x) 14.00x24		
Size rear tires		(2x) 14.00x24		
Pressure	bar	10		
Total weight without load	kg	40000	42012	43537
Weight on axle at max. load (Front/Rear)	kg	38000/12000	40540/11472	39859/13678
Weight on axle without load (Front/Rear)	kg	24000/16000	25089/16923	25354/18183



### PERFORMANCE

Capacity	kg	10000
Travel speed with/without load	km/h	27/28
Lifting speed with/without load	mm/s	440/700
Lowering speed with/without load	mm/s	500/500
Max. traction force	kN	152
Max. gradient	%	38

\* Capacity: 9T







**DIMENSIONS**

			<b>100K6G</b>	<b>100K7G</b>	<b>100K8G</b>
	Stacking height		6(+1)x 8'6" - 5(+1)x 9'6"	7(+1)x 8'6" - 6(+1)x 9'6"	8(+1)x 8'6" - 7(+1)x 9'6"
H1	Mast height closed		9635	10842	12571
H3	Min. height under twistlocks		2351		
H4	Max. lifting height		16247	18750	21297
H5	Max. mast height		16738	19241	21788
H6	Cabin height (without rotating beacon light)		4766		
H7	Seat height		3253		
X	Lost load center		1130		
	Load center		1220		
Y	Wheelbase	mm	4550		
L1	Overall Length		6900		
M1	Ground clearance		322		
B1/B4	Wheel center Front/Rear		3300/2200		
B2	Overall width Front/Rear (chassis only)		4130/2876		
B3	Overall width		6038		
	Rear overhang (from center of steering axle to the end)		963		
R	Turning Radius (inside/outside)		355/6202		
	Aisle width 20'/40'		7788 / 10488		
a/β	Mast tilting (Forward/Reverse)		2/4		





**ADDR** SANY EUROPE GmbH  
Sany Allee 1, D-50181 Bedburg  
**TEL** 0049 2272 90531 100  
**FAX** 0049 2272 90531 109  
**MAIL** [info@sanyeurope.com](mailto:info@sanyeurope.com)  
**NET** [www.sanyeurope.com](http://www.sanyeurope.com)

Not all products are available in all markets. Under our policy of continuous improvement, we reserve the right to change specifications and design without prior notice. The illustrations do not necessarily show the standard version of the machine.